

Exploded diagram and spare parts list GL172-N/P GL173-N/P GL174-N/P

For Exploded view of Griddle Assemblies

[Click here](#)

For Exploded View of Gas Hob Assemblies

[Click here](#)

For Exploded View of Oven Assemblies

[Click here](#)

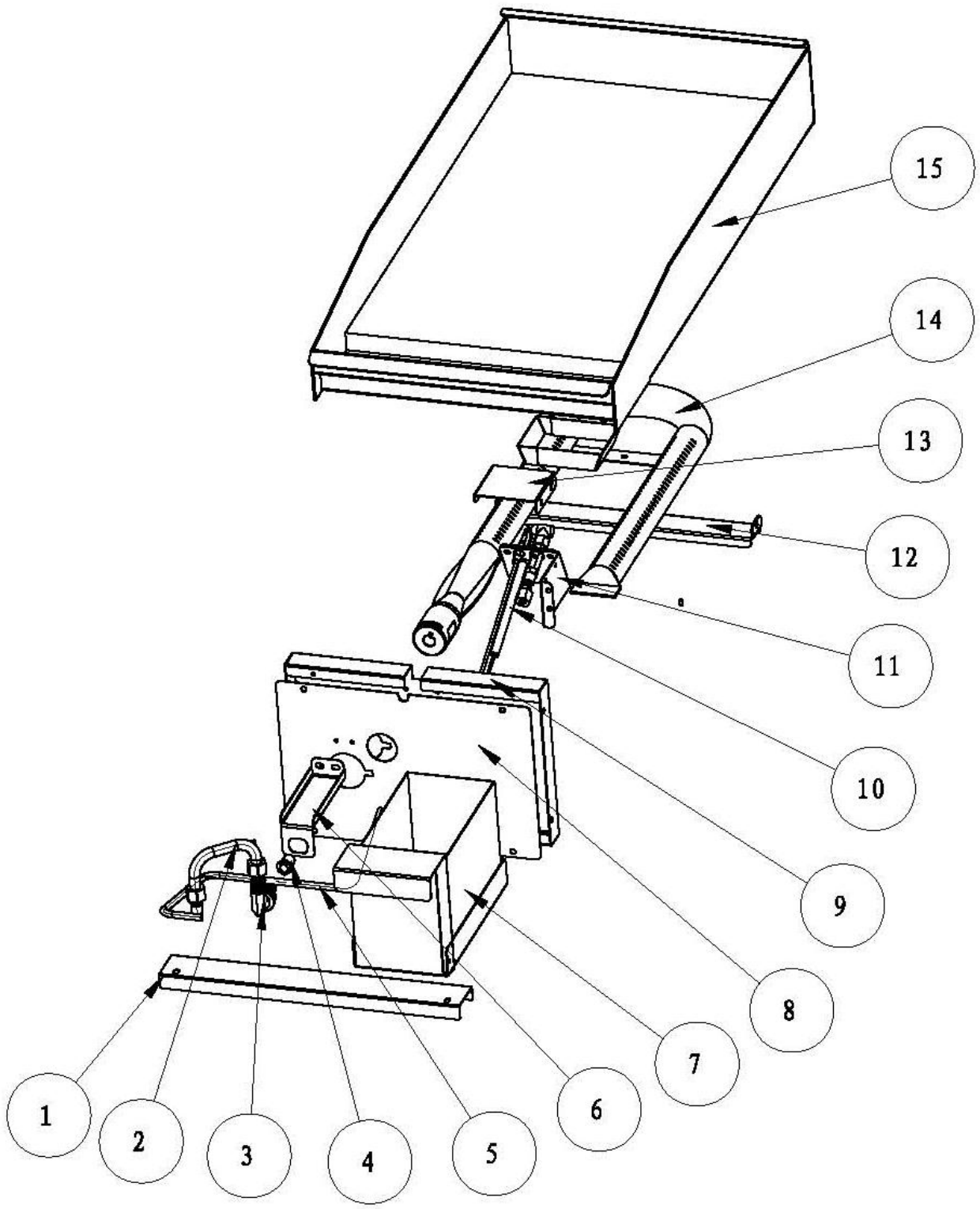
For Exploded View of Frame Assemblies

[Click here](#)













For Exploded View of Main Body

[Click here](#)

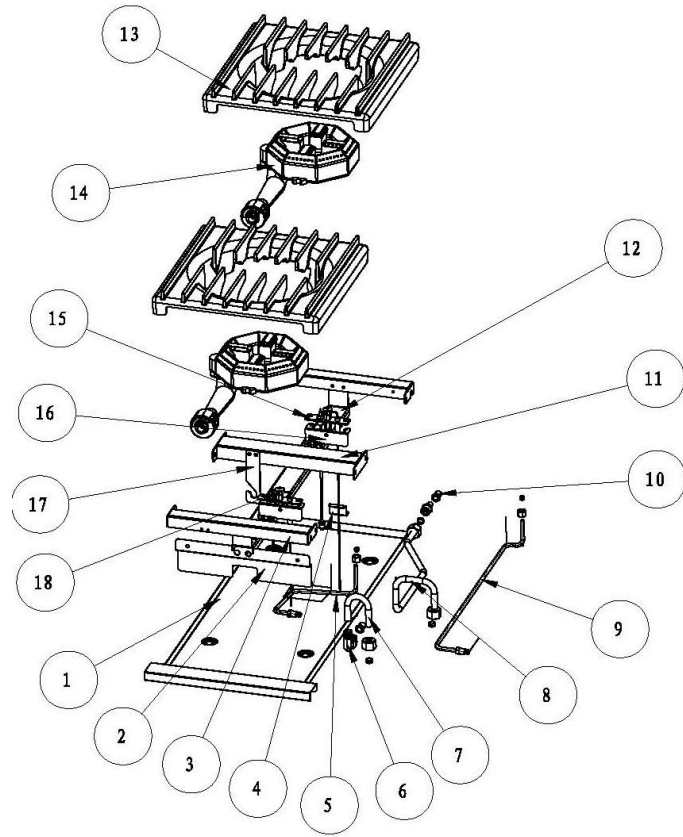
Thor Gas Ovens – griddle assy.



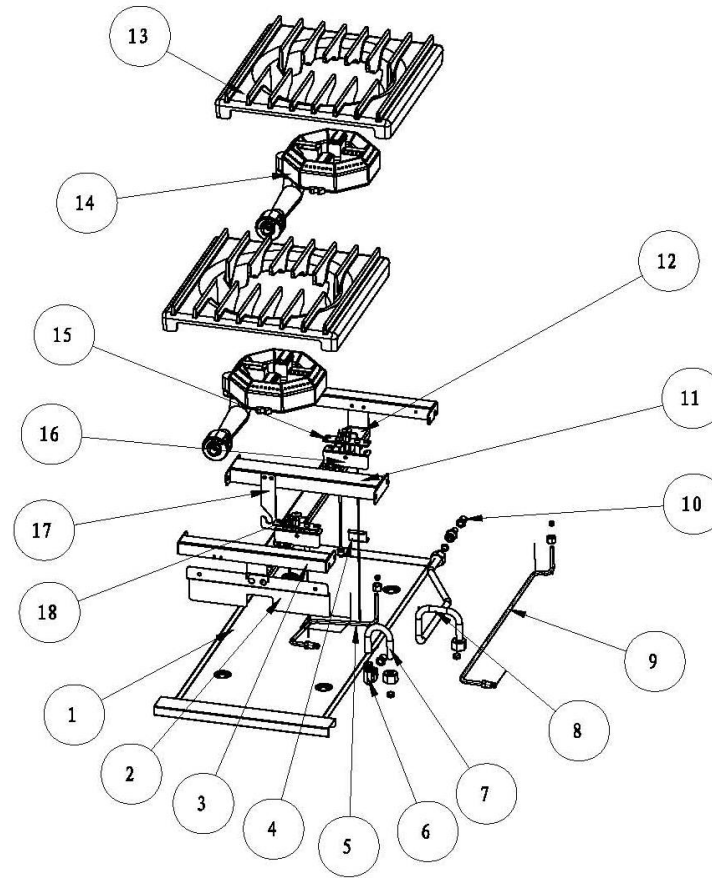
Exploded diagram and spare parts list GL172-N/P GL173-N/P GL174-N/P

Machine	Explode	Code	Description
Thor Gas Ovens – griddle assy.	1	AF299	Main Pipe Assembly
Thor Gas Ovens – griddle assy.	2		L Connector
Thor Gas Ovens – griddle assy.	3	AF645	Piezo Igniter
Thor Gas Ovens – griddle assy.	4		Ornament
Thor Gas Ovens – griddle assy.	5		Orifice (LPG)
Thor Gas Ovens – griddle assy.	5		Orifice(Nat)
Thor Gas Ovens – griddle assy.	6	AF298	Pilot Pipe Assembly (Right)
Thor Gas Ovens – griddle assy.	7		Orifice Holder
Thor Gas Ovens – griddle assy.	8		Oil Tray Assembly
Thor Gas Ovens – griddle assy.	9		Heating Insulation – Out
Thor Gas Ovens – griddle assy.	10		Heating Insulation – in
Thor Gas Ovens – griddle assy.	11	AF285	Flame Device System (injector not included)
Thor Gas Ovens – griddle assy.	11	AF642	ODS Injector 0.25 (LPG)
Thor Gas Ovens – griddle assy.	11	AF643	ODS Inject 0.45 (Nat)
Thor Gas Ovens – griddle assy.	12		FDS Support
Thor Gas Ovens – griddle assy.	13		Burner Support
Thor Gas Ovens – griddle assy.	14		FDS Cover
Thor Gas Ovens – griddle assy.	15	AF295	U Burner Assembly
Thor Gas Ovens – griddle assy.	16		Griddle Plate Assembly

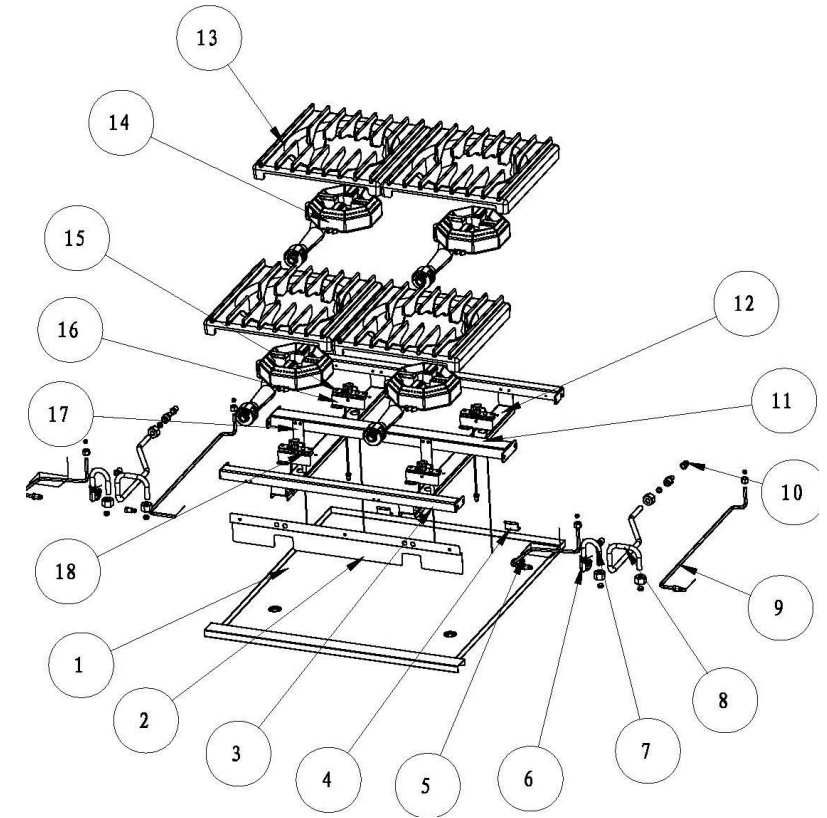
Thor Gas Oven – 2 Burner Gas Hob Assy.















Thor Gas Oven – 4 Burner Gas Hob Assy.



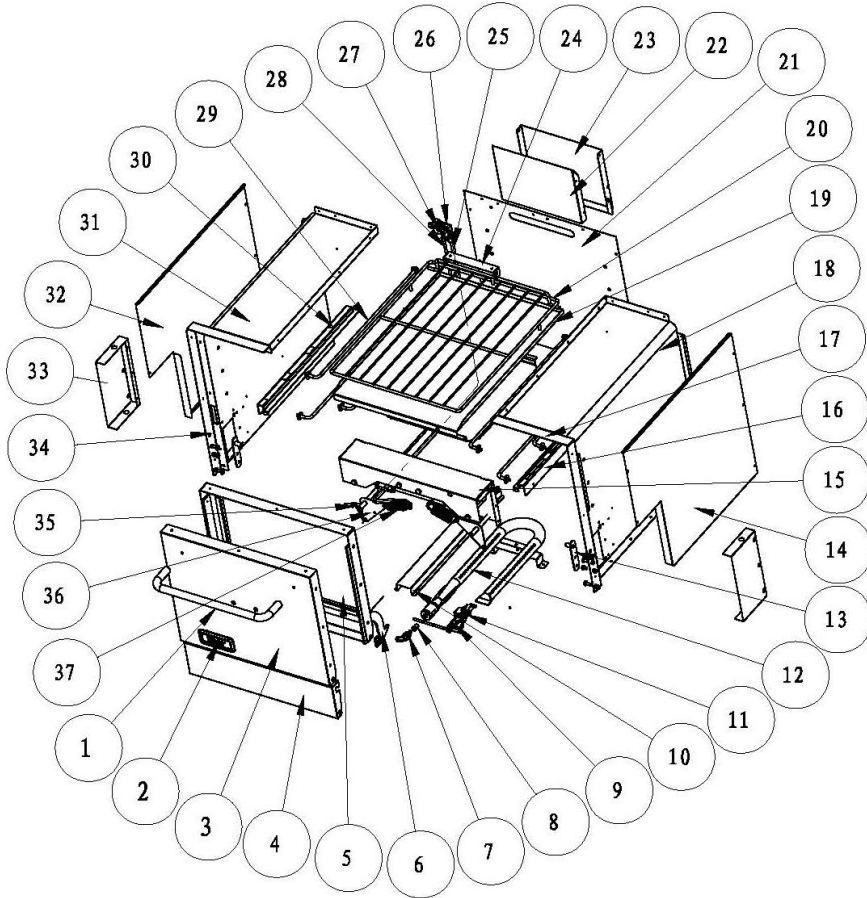
Thor Gas Oven – 6 Burner Gas Hob Assy.



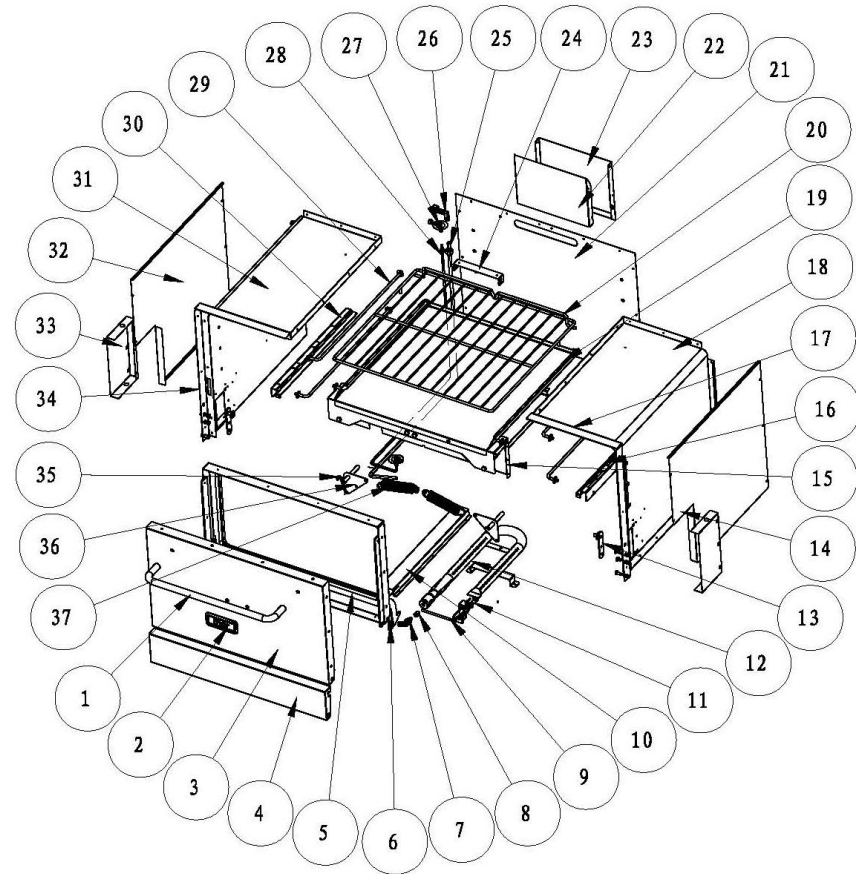
Exploded diagram and spare parts list GL172-N/P GL173-N/P GL174-N/P

Machine	Explode	Code	Description
Thor Gas Ovens – gas hob assy.	1		Tray
Thor Gas Ovens – gas hob assy.	2		Front Insulation
Thor Gas Ovens – gas hob assy.	3		Rack Front
Thor Gas Ovens – gas hob assy.	4		Tray Stopper
Thor Gas Ovens – gas hob assy.	5	AF290	Pilot Pipe Front Assembly
Thor Gas Ovens – gas hob assy.	6		Orifice Connector
Thor Gas Ovens – gas hob assy.	7	AF289	Main Pipe Front Assembly
Thor Gas Ovens – gas hob assy.	8	AF288	Main Pipe Back Assembly
Thor Gas Ovens – gas hob assy.	9	AF291	Pilot Pipe Back Assembly
Thor Gas Ovens – gas hob assy.	10		Orifice (Propane)
Thor Gas Ovens – gas hob assy.	10		Orifice (Nat)
Thor Gas Ovens – gas hob assy.	11		Rack Middle
Thor Gas Ovens – gas hob assy.	12		Burner Fix
Thor Gas Ovens – gas hob assy.	13		Trivet
Thor Gas Ovens – gas hob assy.	14	AF267	Burner
Thor Gas Ovens – gas hob assy.	15	AF284	Flame Device System (Back)
Thor Gas Ovens – gas hob assy.	15	AF642	ODS injector 0.25 (LPG)
Thor Gas Ovens – gas hob assy.	15	AF643	ODS injector 0.45 (Nat)
Thor Gas Ovens – gas hob assy.	16		FDS Fix
Thor Gas Ovens – gas hob assy.	17		Orifice Rack back
Thor Gas Ovens – gas hob assy.	18	AF283	Flame Device System (Front)
Thor Gas Ovens – gas hob assy.	18	AF642	ODS injector 0.25 (LPG)
Thor Gas Ovens – gas hob assy.	18	AF643	ODS injector 0.45 (Nat)









































Thor Gas Oven – 24" Oven Assy.









Thor Gas Oven – 36" Oven Assy.



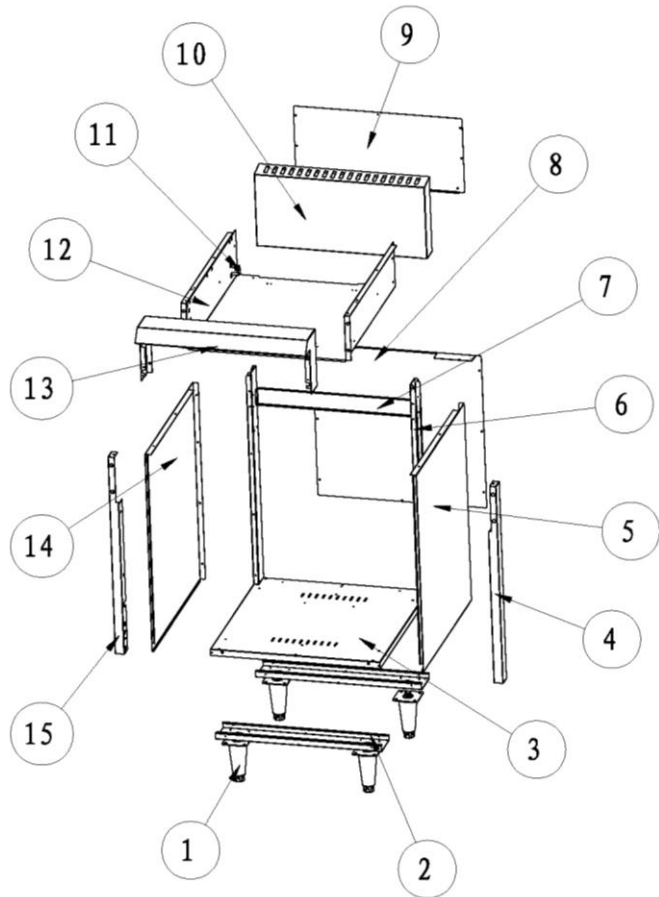
Exploded diagram and spare parts list GL172-N/P GL173-N/P GL174-N/P

Machine	Explode	Code	Description
Thor Gas Ovens – Oven assy	1	AF292	Handle for 24" model machines
Thor Gas Ovens – Oven assy	1	AF263	Handle for 36" model machines
Thor Gas Ovens – Oven assy.	2		Thor brand for 24" model machines
Thor Gas Ovens – Oven assy.	2		Thor brand for 36" model machines
Thor Gas Ovens – Oven assy.	3		Front door for 24" model machines
Thor Gas Ovens – Oven assy.	3		Front door for 36" model machines
Thor Gas Ovens – Oven assy.	4		Door lower plate for 24" model machines
Thor Gas Ovens – Oven assy.	4		Door lower plate for 36" model machines
Thor Gas Ovens – Oven assy.	5		Inner door for 24" model machines
Thor Gas Ovens – Oven assy.	5		Inner door for 36" model machines
Thor Gas Ovens – Oven assy.	6		Hook
Thor Gas Ovens – Oven assy.	7		L connector
Thor Gas Ovens – Oven assy.	8		Orifice for 24" LPG Ovens
Thor Gas Ovens – Oven assy.	8		Orifice for 24" Nat Ovens
Thor Gas Ovens – Oven assy.	8		Orifice for 36" LPG Ovens
Thor Gas Ovens – Oven assy.	8		Orifice for 36" Nat Ovens
Thor Gas Ovens – Oven assy.	9	AF305	Pilot pipe ass'y- oven
Thor Gas Ovens – Oven assy.	10		Pipe cover
Thor Gas Ovens – Oven assy.	11	AF286	Pilot rack
Thor Gas Ovens – Oven assy.	11	AF644	ODS-injector(0.016" for LPG)
Thor Gas Ovens – Oven assy.	11	AF278	ODS-injector(0.026" for Nat)
Thor Gas Ovens – Oven assy.	12	AF295	U burner
Thor Gas Ovens – Oven assy.	13	AF297	Door hinge
Thor Gas Ovens – Oven assy.	14		Oven side insulation-right
Thor Gas Ovens – Oven assy.	15		Oven-cross for 24" model machines
Thor Gas Ovens – Oven assy.	15		Oven-cross for 36" model machines
Thor Gas Ovens – Oven assy.	16		Oil try support-right
Thor Gas Ovens – Oven assy.	17		Oven front panel-right for 24" models machines
Thor Gas Ovens – Oven assy.	17		Oven front panel-right for 36" model machines
Thor Gas Ovens – Oven assy.	18		Oven side panel-right for 24" model machines
Thor Gas Ovens – Oven assy.	18		Oven side panel-right for 36" model machines
Thor Gas Ovens – Oven assy.	19		Oil tray for 24" models machines
Thor Gas Ovens – Oven assy.	19		Oil tray for 36" model machines
Thor Gas Ovens – Oven assy.	20		Oven net for 24" model machines
Thor Gas Ovens – Oven assy.	20		Oven net for 36" models machines
Thor Gas Ovens – Oven assy.	21		Oven rear for 24" model machines
Thor Gas Ovens – Oven assy.	21		Oven rear for 36" model machines
Thor Gas Ovens – Oven assy.	22		Smokestack front
Thor Gas Ovens – Oven assy.	23		Smokestack rear
Thor Gas Ovens – Oven assy.	24		Sensor holder
Thor Gas Ovens – Oven assy.	25		Main pipe connect1 ass'y for 24" model machines
Thor Gas Ovens – Oven assy.	25		Main pipe connect1 ass'y for 36" model machines
Thor Gas Ovens – Oven assy.	26		Main pipe L connector
Thor Gas Ovens – Oven assy.	27		Pilot pipe L connector
Thor Gas Ovens – Oven assy.	28		Pilot pipe connect1 ass'y for 24" model machines
Thor Gas Ovens – Oven assy.	28		Pilot pipe connect1 ass'y for 36" models machines
Thor Gas Ovens – Oven assy.	29		Net rack
Thor Gas Ovens – Oven assy.	30		Oil try support-left

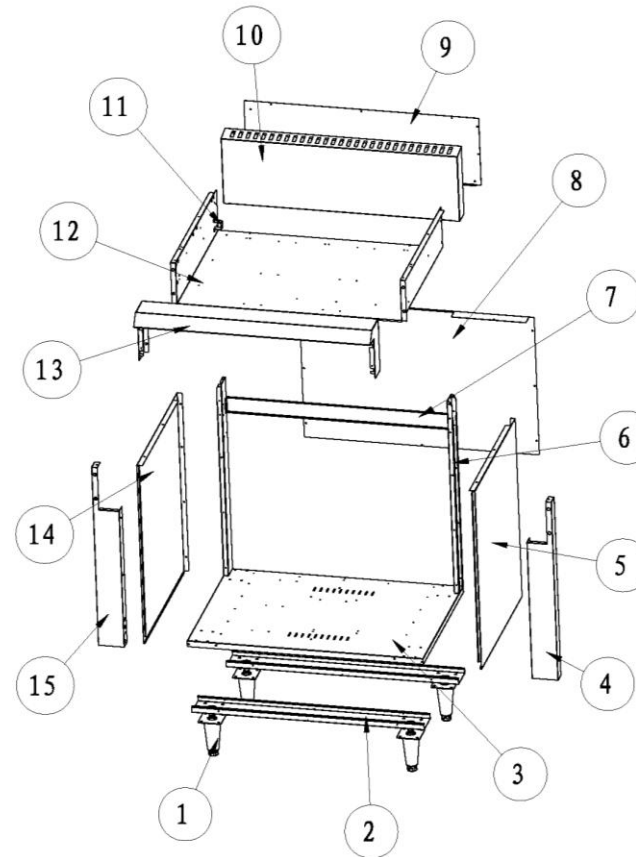
Exploded diagram and spare parts list GL172-N/P GL173-N/P GL174-N/P

Thor Gas Ovens – Oven assy.	31		Oven side panel-left for 24” models machines
Thor Gas Ovens – Oven assy.	31		Oven side panel-left for 36” model machines
Thor Gas Ovens – Oven assy.	32		Oven side insulation-left
Thor Gas Ovens – Oven assy.	33		Hook cover
Thor Gas Ovens – Oven assy.	34		Oven front panel-left for 24” model machines
Thor Gas Ovens – Oven assy.	34		Oven front panel-left for 36” model machines
Thor Gas Ovens – Oven assy.	35	AF264	Connect wire
Thor Gas Ovens – Oven assy.	36	AF296	Turn plate ass’y
Thor Gas Ovens – Oven assy.	37	AF261	Spring for 24” model machines
Thor Gas Ovens – Oven assy.	37	AF260	Spring for 36” model machines
Thor Gas Ovens – Oven assy.	38	AF645	Piezo ignition

























Thor Gas Oven – 24" Frame Assy.



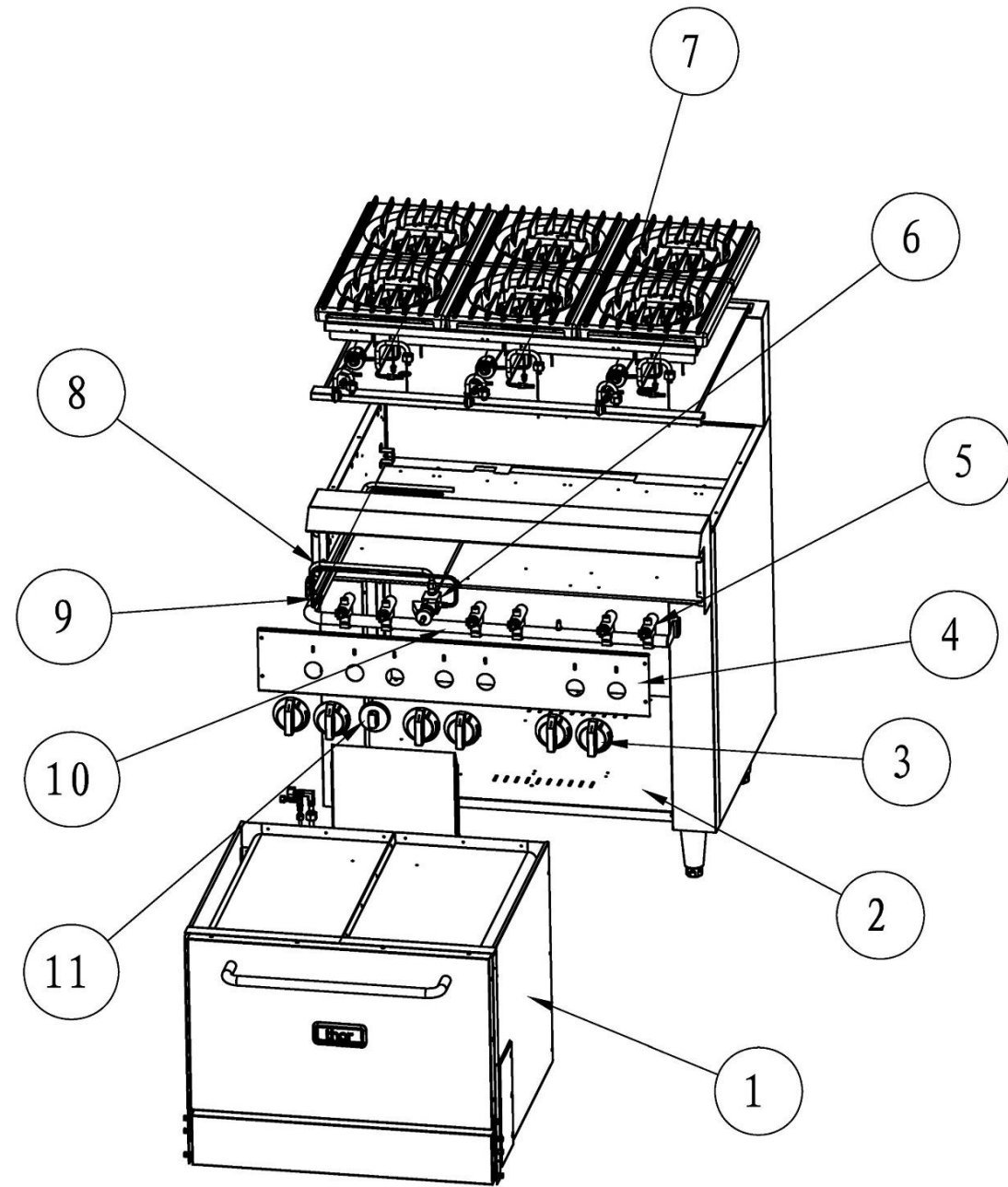
Thor Gas Oven – 36" Frame Assy.



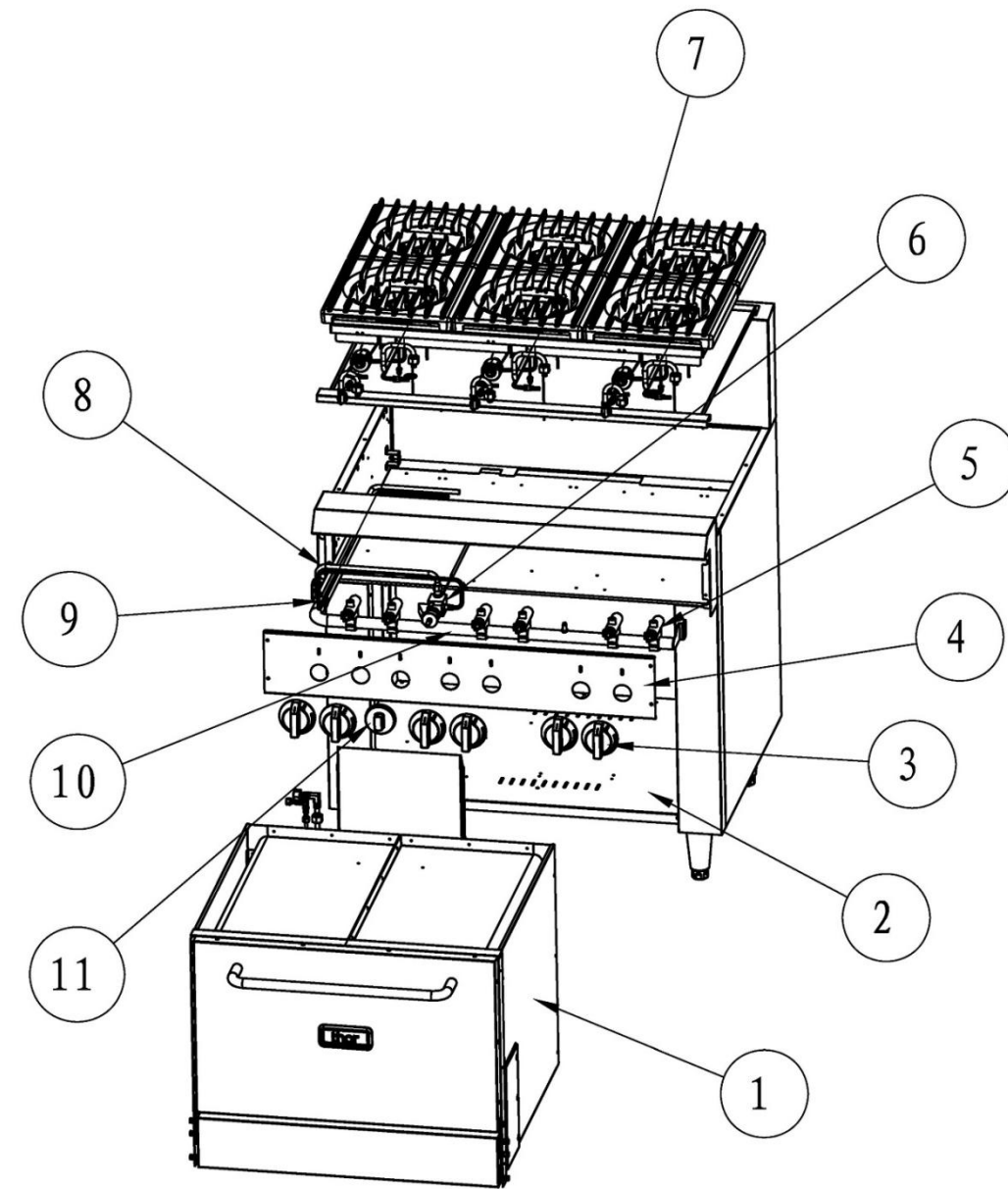
Exploded diagram and spare parts list GL172-N/P GL173-N/P GL174-N/P

Machine	Explode	Code	Description
Thor Gas Ovens – Frame assy	1	AF266	Adjustable foot
Thor Gas Ovens – Frame assy	2		Bottom strengthen for 24" model machines
Thor Gas Ovens – Frame assy	2		Bottom strengthen for 36" model machines
Thor Gas Ovens – Frame assy	3		Bottom for 24" model machines
Thor Gas Ovens – Frame assy	3		Bottom for 36" model machines
Thor Gas Ovens – Frame assy	4		Frame front plate-right for 24" model machines
Thor Gas Ovens – Frame assy	4		Frame front plate-right for 36" model machines
Thor Gas Ovens – Frame assy	5		Frame side panel-right
Thor Gas Ovens – Frame assy	6		Frame support
Thor Gas Ovens – Frame assy	7		Frame upper fence-rear. for 24" model machines
Thor Gas Ovens – Frame assy	7		Frame upper fence-rear. for 36" model machines
Thor Gas Ovens – Frame assy	8		Rear panel for 24" model machines
Thor Gas Ovens – Frame assy	8		Rear panel for 36" model machines
Thor Gas Ovens – Frame assy	9		Flue rear for 24" model machines
Thor Gas Ovens – Frame assy	9		Flue rear for 36" model machines
Thor Gas Ovens – Frame assy	10		Flue front for 24" model machines
Thor Gas Ovens – Frame assy	10		Flue front for 36" model machines
Thor Gas Ovens – Frame assy	11		Pipe fix
Thor Gas Ovens – Frame assy	12		Frame top 24" model machines
Thor Gas Ovens – Frame assy	12		Frame top for 36" model machines
Thor Gas Ovens – Frame assy	13		Control rack for 24" model machines
Thor Gas Ovens – Frame assy	13		Control rack for 36" model machines
Thor Gas Ovens – Frame assy	14		Frame side panel-left
Thor Gas Ovens – Frame assy	15		Frame front plate-left for 24" model machines
Thor Gas Ovens – Frame assy	15		Frame front plate-left for 36" model machines











Thor Gas Oven – GH100-P GH100-N

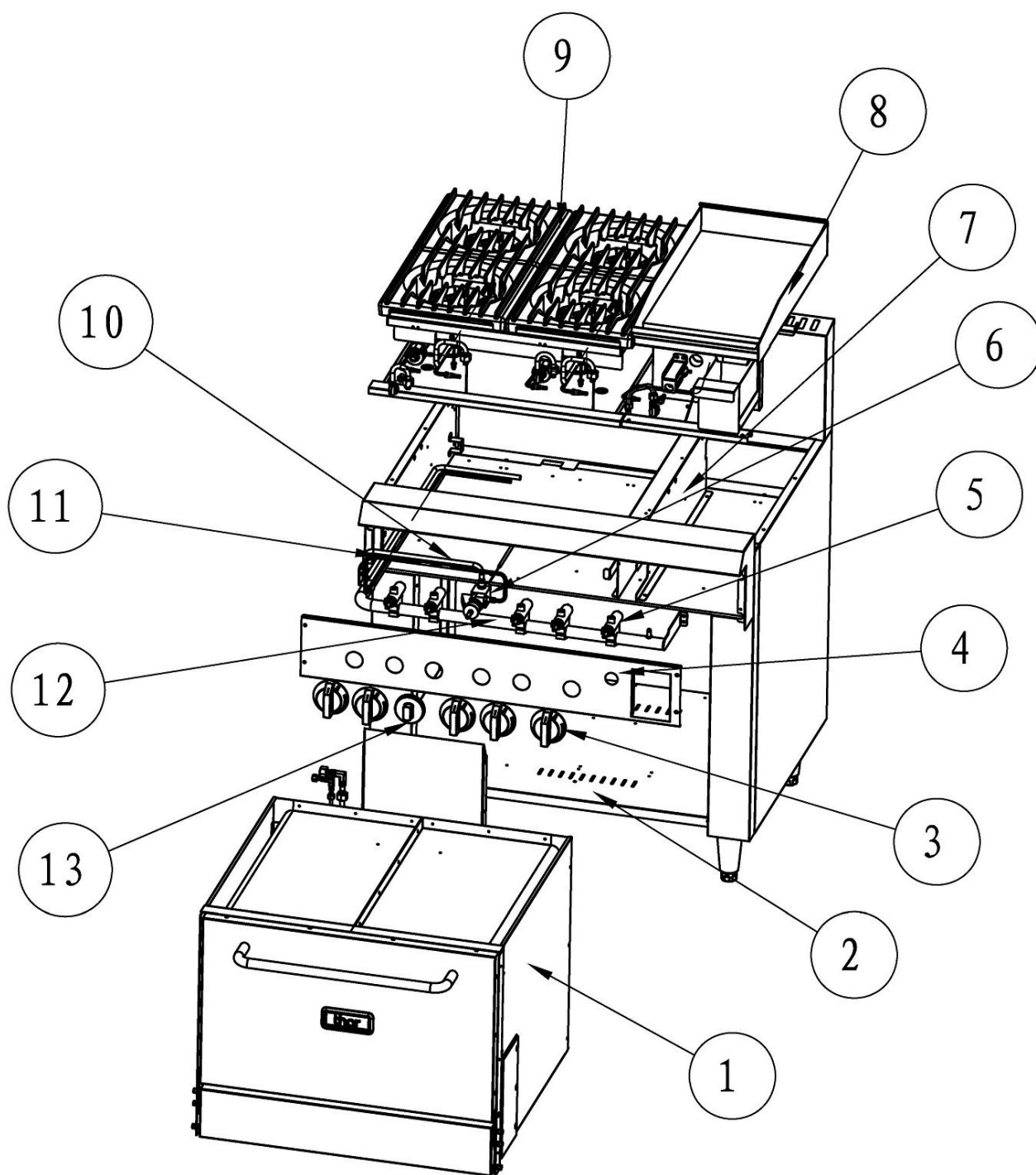


Thor Gas Oven – GH101-P GH101-N



Exploded diagram and spare parts list GL172-N/P GL173-N/P GL174-N/P

Machine	Explode	Code	Description
Thor Gas Ovens	1		Oven ass'y GL172-P GL172-N
Thor Gas Ovens	1		Oven ass'y GL173-P GL173-N
Thor Gas Ovens	2		Frame ass'y GL172-P GL172-N
Thor Gas Ovens	2		Frame ass'y GL173-P GL173-N
Thor Gas Ovens	3	AF269	Dial
Thor Gas Ovens	4		Control panel GL172-P GL172-N
Thor Gas Ovens	4		Control panel GL173-P GL173-N
Thor Gas Ovens	5	AF271	Safety valve
Thor Gas Ovens	6	AF275	Thermostat valve
Thor Gas Ovens	7		Hot plate ass'y GL172-P GL172-N
Thor Gas Ovens	7		Hot plate ass'y GL173-P GL173-N
Thor Gas Ovens	8	AF301	Main pipe connect GL172-P GL172-N
Thor Gas Ovens	8	AF304	Main pipe connect GL173-P GL173-N
Thor Gas Ovens	9	AF302	Pilot pipe connect GL172-P GL172-N
Thor Gas Ovens	9	AF303	Pilot pipe connect GL173-P GL173-N
Thor Gas Ovens	10		Manifold ass'y GL172-P GL172-N
Thor Gas Ovens	10		Manifold ass'y GL173-P GL173-N
Thor Gas Ovens	11	AF282	Dial



Exploded diagram and spare parts list GL172-N/P GL173-N/P GL174-N/P

Machine	Explode	Code	Description
Thor Gas Ovens	1		Oven ass'y GL174-P GL174-N
Thor Gas Ovens	2		Frame ass'y GL174-P GL174-N
Thor Gas Ovens	3		Dial GL174-P GL174-N
Thor Gas Ovens	4		Control panel GL174-P GL174-N
Thor Gas Ovens	5		Safety valve GL174-P GL174-N
Thor Gas Ovens	6		Thermostat valve GL174-P GL174-N
Thor Gas Ovens	7		Body support ass'y GL174-P GL174-N
Thor Gas Ovens	8		Griddle ass'y GL174-P GL174-N
Thor Gas Ovens	9		Hot plate ass'y GL174-P GL174-N
Thor Gas Ovens	10		Main pipe connect GL174-P GL174-N
Thor Gas Ovens	11		Pilot pipe connect GL174-P GL174-N
Thor Gas Ovens	12		Manifold ass'y GL174-P GL174-N
Thor Gas Ovens	13		Dial GL174-P GL174-N

